


INNOVATE  
ORTHOPAEDICS

---

# QUICK-START SCREW

DESIGNED FOR OPTIMAL INSERTION  
AND MAXIMUM FIXATION





TO VIEW 3D  
IMAGE, SCAN  
THIS QR CODE



## SMALL CHANGES MAKE BIG DIFFERENCES



Quick-Start Screw



Quick-Start Screw  
Reverse Thread

## QUICK-START SCREWS

### ① EASY INSERTION

The unique design of the tip enables the screw to be inserted easily with minimal force.

### ① GRAFT POSITION

Fewer turns with less force required to insert the screw reduces the chance of graft damage.

### ① EXCELLENT FIXATION

The Quick-Start Screw has a long engagement thread providing excellent fixation.

### ① LARGE RANGE OF SIZES

Quick-Start Screws come in 7 different widths and 5 different lengths, there's a screw for every type of ligament fixation. Reverse thread screws are also available.

### ① MADE OF TITANIUM

Quick-Start Screws are made from medical grade titanium. Titanium screws are visible, reliable and removable.

### ① MADE IN THE UK

Quick-Start Screws are made in Britain.

[Click here to see our published literature.](#)

## ACCESSORIES:

### NITINOL GUIDEWIRE 1.8MM

The guidewire is designed to be flexible yet stiff enough to allow directional insertion.

### SCREWDRIVER

Quick-Start Screws require a standard 3.5mm Hex-head screwdriver for insertion.

## THE FINAL DECISION ON THE SIZE OF THE SCREW TO IMPLANT MUST BE TAKEN BY THE SURGEON.

### EXAMPLE SIZING RATIONAL

B-PT-B bone block: femur - 6mm or 7mm x 20mm; bone block tibia - 8mm x 25mm;

Soft tissue: femur - 7mm or 8mm x 25mm; tibia - 1-2mm larger diameter than the tunnel in normal bone, and up to 3mm larger diameter in softer bone.

# INDICATIONS

ACL Femur

PLC Femur

MPFL Femur

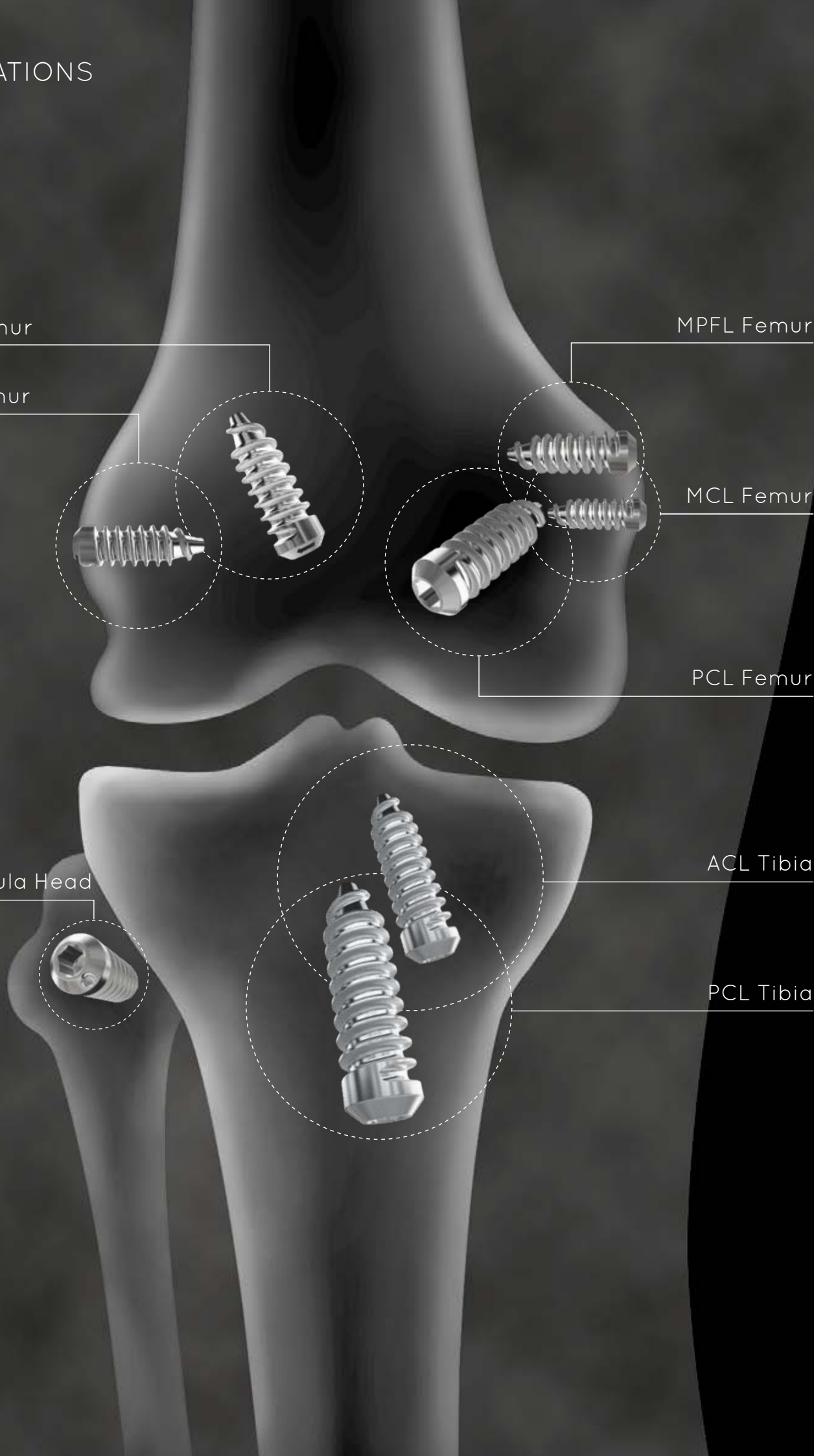
MCL Femur

PCL Femur

PLC Fibula Head

ACL Tibia

PCL Tibia



## QUICK-START SCREW

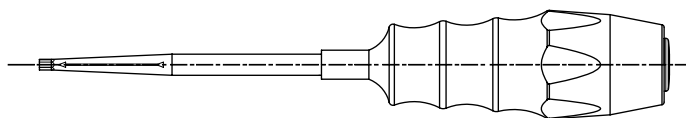
SIZE				CODE
6	X	20	MM	10001
6	X	25	MM	10002
7	X	20	MM	10003
7	X	25	MM	10004
7	X	30	MM	10005
7	X	35	MM	10006
8	X	25	MM	10007
8	X	30	MM	10008
8	X	35	MM	10009
8	X	40	MM	10010
9	X	25	MM	10011
9	X	30	MM	10012
9	X	35	MM	10013
9	X	40	MM	10014
10	X	25	MM	10015
10	X	30	MM	10016
10	X	35	MM	10017
10	X	40	MM	10018
11	X	30	MM	10019
11	X	35	MM	10020
11	X	40	MM	10021
12	X	30	MM	10022
12	X	35	MM	10023
12	X	40	MM	10024

## QUICK-START SCREW REVERSE THREAD

SIZE				CODE
6	X	20	MM	10001R
6	X	25	MM	10002R
7	X	20	MM	10003R
7	X	25	MM	10004R
8	X	25	MM	10007R

## GUIDEWIRE

SIZE			CODE
1.8	X	250 MM	10025



## SCREWDRIVER

SIZE		CODE
3.5 MM HEX		10026

To order please email  
[orders@innovateortho.co.uk](mailto:orders@innovateortho.co.uk)



Applies to Quick-Start Screw  
and Guidewire only.

---

OUR PRODUCTS ARE DESIGNED BY SURGEONS.

---

WE BELIEVE THAT SMALL CHANGES CAN MAKE BIG DIFFERENCES. WE ALSO BELIEVE THAT HIGH QUALITY DOESN'T HAVE TO MEAN HIGHER COST.

---

ALL OUR PRODUCTS ARE MADE IN THE UK.

---

OUR PRODUCTS ARE CURRENTLY AVAILABLE OR SOON WILL BE IN THE FOLLOWING LOCATIONS:



Please get in touch;

[info@innovateortho.co.uk](mailto:info@innovateortho.co.uk)  
[www.innovateortho.co.uk](http://www.innovateortho.co.uk)

